

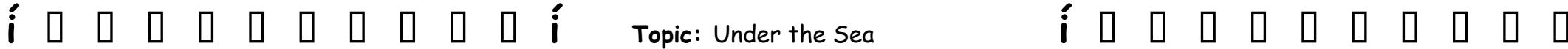
Curriculum Web



Class: Pearl Class

Year groups: Pre-Reception and Reception

Term: Term 3 Summer Term 2021

Topic: Under the Sea



| Core texts | Provocation - inspire - immerse | Role Play | Investigation Table |
|---|--|---|--|
|   | <p>Super Starter: Explore different sea creatures in the classroom and have fun in our role play</p> <p>Marvellous Middle: School trip</p> <p>Fabulous Finish: Show mini performance (live or recorded) of a story we have learnt and Under the sea song.</p> | <p>The children will have access to a reading corner and play area, as well as a themed area that supports and excites the children's learning related to our topic: Under the sea! This a fun space to spark imagination and encourage the children to role play and investigate.</p> | <p>Exploring sand, water and sea shells.</p> |

| Literacy | Mathematics | Communication and Language |
|---|---|--|
| <p>Outcome of learning: Storytelling through exploring familiar and repetitive texts, thinking about structure, vocabulary and what we enjoy about books in general. Explore fiction and non-fiction texts about 'Under the Sea' and encourage the children to develop a love of reading and exploring books.</p> <p>Key Skills:</p> <ul style="list-style-type: none"> - Retell stories with actions and expression - Give meaning to marks they make as they draw, write and paint. - Read and label different sea creatures - Describe sea creatures habitats and write simple sentences. <p>Phonics (reception): Apply phonic knowledge of the initial sounds (phase 2) to read and write words confidently and recognise sounds made up from two letters from Phase 3 and Phase 4 phonics as well as read and write key high frequency words.</p> <p>Key Skills:</p> <ul style="list-style-type: none"> - Write letters correctly - Read and write CVC and CCVC words using phase 2 and 3 sounds - Recognise the letter names and their sounds - Begin to spell words independently based on the phonics they have learnt - Write simple sentences with finger spaces | <p>Outcome of learning (reception): Children are encouraged to be curious and explore numbers. They will be using familiar objects to help them learn about how numbers are used in everyday life. They will be playing number games and sing counting songs and will also be linking numbers to this term's topic work: Under the Sea.</p> <p>Key Skills (reception)</p> <ul style="list-style-type: none"> - Estimate how many objects are in a group and continue practising to count reliably to 20. - Write numbers 0-10 and beyond, with correct formation - Ocean themed addition and subtraction activities using language related to addition and subtraction. - Recreating a simple pattern. - Identify and describe properties of 3D shapes - Use vocabulary related to weight, length and capacity - Use everyday language relating to money - Use language relating to time. <p>Outcome of learning (Pre-Reception): Show curiosity about numbers and use some number names and language spontaneously. Recites numbers up to 10 and recognises some numerals and match to a quantity of objects.</p> | <p>Outcome of learning: Play games that develop their listening, attention and vocabulary skills and how to use them to interact in different situations.</p> <p>Key Skills:</p> <ul style="list-style-type: none"> - Initiate conversations with adults and children, taking account of what others say - Maintain attention and concentrate in small group and whole class activities. - Talk in complete sentences (modelled by all adults) - Ask appropriate questions - Join in with daily songs |

| Understanding the World | Physical Development | Expressive Art and Design | Personal, Social and Emotional Development | Music & Drama | Portuguese |
|---|---|--|--|--|---|
| <p>Children can talk about different sea creatures, animals and their habitats and learning to spark interest, make comparisons and ask questions.</p> <p>Key Skills:</p> <ul style="list-style-type: none"> - Learn about different sea creatures, animals, what they ate, how big they were and where they lived - Explore our school environment and continue developing our new pond and what will live in it. - under the sea science experiment - under the sea cutting out activities | <p>Outcome of learning: Children will show good control and co-ordination in large and small movements and move confidently in a range of ways, safely negotiating space.</p> <p>Key Skills:</p> <ul style="list-style-type: none"> - Develop fine motor skills through threading and pencil control - Develop gross motor skills through ball games, running and dancing. - Develop physical skills; balance, rolling, climbing, skipping etc | <p>Outcome of learning: Opportunities for children to express themselves creatively both indoors and outside.</p> <p>Key Skills:</p> <ul style="list-style-type: none"> - Explore collage and painting - Create a 3D octopus - Make their own sea creature masks - Explore mark making - Make a sand picture - Decorate a fish - shell wind chime | <p>Outcome of learning: Children's confidence will continue to be developed along with an awareness of themselves and others needs. Children use the Barlavento colour pathway to keep on track and express their emotions.</p> <p>Key Skills:</p> <ul style="list-style-type: none"> -Develop an awareness of the boundaries set and behavioural expectations. - Learn to play cooperatively with their classmates and take turns - Talk about how they and others show feelings - Explore friendship and acts of kindness, create a handprint heart of kindness | <p>Outcome of learning: Using familiar stories the children can listen, ask questions and act out the stories. Have a bank of regular daily songs and nursery rhymes.</p> <p>Key Skills:</p> <ul style="list-style-type: none"> -Read the book "Secret Seahorse" by Stella Blackstone. -Use sea creature finger puppets and finger puppet theatre to re-enact the story. -Sing together "Once I saw a fish alive" song and learn the actions. -Pretend to be sea creatures under the sea to music. | <p>Outcome of learning: Children can use basic Portuguese vocabulary and everyday classroom language.</p> <p>Key Skills:</p> <ul style="list-style-type: none"> - Explore under the sea - Count up to 20 and play number games - Name simple shapes - - Listen to Portuguese stories about the sea - Recognise some of the Portuguese letter names |
| Playing and Exploring: Engagement | | Active Learning: Motivation | | Creating and thinking critically | |
| <p>Positive Relationships Adults will: Model showing interest in discovering the new classroom and learning environment and finding out new things.</p> <p>Enabling Environment Adults will provide: A stimulating classroom with accessible areas and resources.</p> | | <p>Positive Relationships Adults will: Support and encourage children in choosing the activities they would like to do.</p> <p>Enabling Environment Adults will provide: New and unusual resources, objects and activities that link to children's interests.</p> | | <p>Positive Relationships Adults will: Model the language of thinking and learning throughout the school day e.g. idea think know plan change adapt try hard etc.</p> <p>Enabling Environment Adults will provide: Opportunities for children to find out their own ways of developing their ideas with support and encouragement.</p> | |
| <p>Home learning: The children in Reception will take home reading books on a weekly basis and we encourage your child to read or be read to on a daily basis</p> | | | | | |

